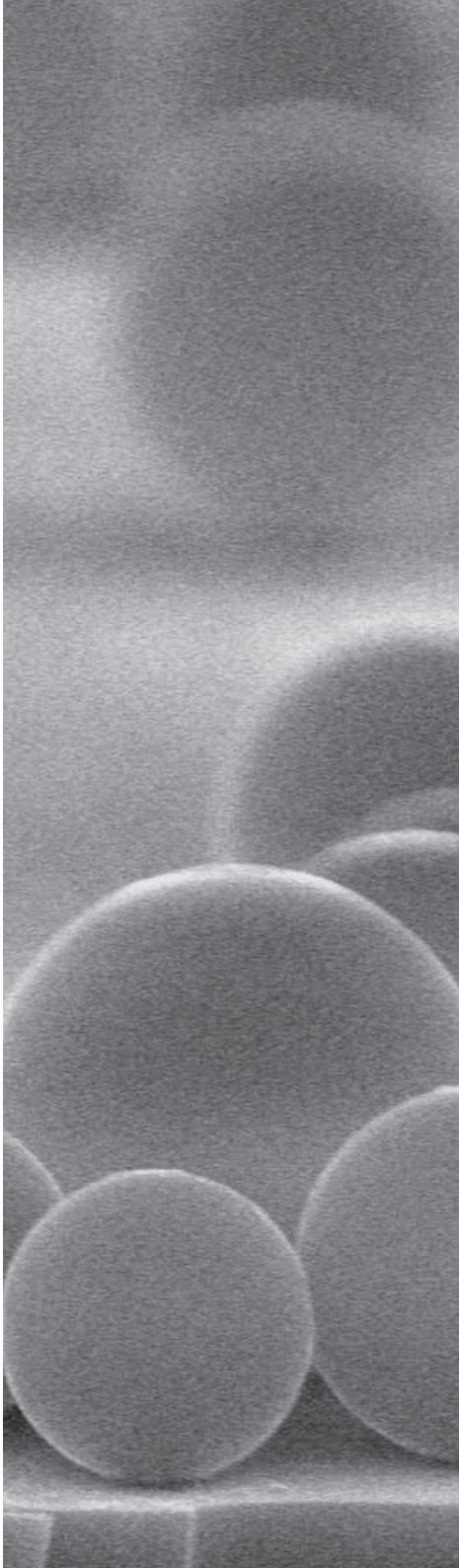




MAGNALAB

CATALOGUE

magnetic technologies for molecular biology





Contents

- 4 About us
- 5 1.0 Magnetic beads**
 - Magnetic beads for molecular biology**
 - 6 ExtraMag Beads
 - 8 LibPrep Beads
 - 10 ExtraMag Carboxy Beads
 - 12 ExtraMag Amino Beads
 - Magnetic beads for analytical chemistry**
 - 14 ExtraMag QuEChERS Sorbents
- 15 2.0 DNA/RNA isolation kits**
 - 17 ExtraMag 1 Kit
 - 17 ExtraMag 2 Kit
 - 17 ExtraMag 3 Kit
- 19 3.0 SARS-CoV-2 detection kits**
 - 20 SARS-CoV-2-Screen Kit
 - 22 SARS-CoV-2-ELISA-AG Kit
 - 24 SARS-CoV-2-ELISA-NEU-Ab Kit
- 26 4.0 Equipment**
 - 26 Auto-Pure96 Nucleic Acid Purification System
- 28 Terms and Conditions
- 30 Contact us

About us

MagnaLab is a fast growing company focused on production and development of high quality magnetic beads and reagent kits for molecular diagnostics, research in life science and related areas.

We offer:

- Magnetic beads for molecular biology and analytical chemistry;
- Reagent kits for nucleic acid isolation;
- Test kits for SARS-CoV-2 detection;
- Equipment for automated extraction.

We provide an individual approach to every customer and optimize our products following customer's needs.


Our products are reliable choice for both researchers and manufacturers.

Sincerely yours, MagnaLab team.

1.0

Magnetic beads

for use in molecular biology and analytical chemistry



Magnetic beads for molecular biology

ExtraMag Beads
LibPrep Beads
ExtraMag Carboxy Beads
ExtraMag Amino Beads

Magnetic beads for analytical chemistry

ExtraMag QuEChERS Sorbents

ExtraMag Beads

RUO

for DNA/RNA isolation and purification

ExtraMag™ beads are silica coated magnetic particles designed for high-throughput and rapid extraction and purification of nucleic acids.

Application:

- Genomic DNA/RNA extraction
- Viral DNA/RNA extraction
- Plasmid DNA purification
- Purification of PCR products

Features:

- Superparamagnetic particles with high magnetization
- Easy to resuspend
- High nucleic acids capacity
- Fast and simple protocols
- For manual and automatic use
- Compatible with automatic stations (KingFisher Flex, Freedom EVO® or analogous)
- Ideal option for COVID-19 PCR sample preparation (see p.16-20)

Pack size, ml	REF	Price, € net
50	MB-EM-50	130
100	MB-EM-100	235
500	MB-EM-500	940
1000	MB-EM-1000	1700



Specifications

Concentration	25 mg/ml*
Composition	$\gamma\text{-Fe}_2\text{O}_3\text{-SiO}_2$
Surface functional groups	Si-OH
Bead type	Controlled agglomerates of nanospheres
Average particle size	1 μm
Surface area (BET)	$\sim 150 \text{ m}^2/\text{g}$
Sedimentation Stability	3–5 min**
Time of full magnetic separation	< 1 min**
Magnetization type	Superparamagnetic
Magnetization value	$\sim 45 \text{ emu/g}$
NA extraction purity	$A_{260}/A_{280} = 2.1\text{--}2.2^{***}$
NA extraction capacity	6–12 μg per 1 mg of sorbent****
Storage conditions	2–25 $^\circ\text{C}$
Transportation conditions	2–25 $^\circ\text{C}$
Shelf life	24 months

* Can be supplied in any concentration (up to 200 mg/ml) on request

** Depends on the isolation conditions

*** Estimated by analysis of NA isolated from HeLa cells with ExtraMag 1 kit (see p.17)

**** Genomic DNA per 200 μL of whole blood

LibPrep Beads

RUO

for size-selective DNA extraction

LibPrep magnetic beads are designed for size-selective isolation of DNA fragments.

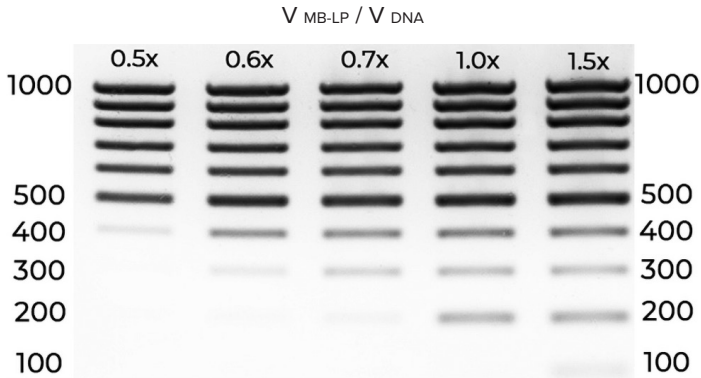
Application:

- Preparation of DNA libraries for next generation sequencing (NGS)
- Purification of PCR products

Features:

- High selectivity
- Fast and simple protocols
- Compatible with different types of automatic stations for the isolation of nucleic acids

Pack size, ml	REF	Price, € net
50	MB-LP-50	220
100	MB-LP-100	400
500	MB-LP-500	1600
1000	MB-LP-1000	2880



Specifications

Concentration	2 mg/ml
Composition	γ -Fe ₂ O ₃ -SiO ₂ -COOH, Binding Buffer
Surface functional groups	-COOH
Concentration of functional groups	1.2 mmol/g
Bead type	Controlled agglomerates of nanospheres
Average particle size	1 μ m
Sedimentation stability	3–5 min
Time of full magnetic separation	< 1 min*
Magnetization type	Superparamagnetic
Magnetization value	~40 emu/g
Storage conditions	2–8 °C
Transportation conditions	2–25 °C
Shelf life	12 months

* Depends on the isolation conditions; magnetic rack is recommended

ExtraMag Carboxy Beads

RUO

for immobilization of proteins, nucleic acids
and other bioactive compounds

ExtraMag Carboxy beads are carboxyl functionalized magnetic particles designed for the immobilization of bioactive molecules for sample preparation, proteomics, nucleic acid isolation and immunoassay applications.

Application:

- Immobilization of primary amines using carbodiimide as cross-linker
- Immobilization of proteins and peptides
- Immobilization of amino-modified oligonucleotides

Features:

- Superparamagnetic particles with high magnetization
- High density of carboxyl groups on the surface
- Reduced nonspecific sorption
- Fast and simple protocols

Pack size, ml	REF	Price, € net
5	MB-EMC-5	50
10	MB-EMC-10	85
50	MB-EMC-50	340
100	MB-EMC-100	615



Specifications

Concentration	25 mg/ml*
Composition	$\gamma\text{-Fe}_2\text{O}_3\text{-SiO}_2\text{-COOH}$
Surface functional groups	-COOH
Concentration of functional groups	1.2 mmol/g
Bead type	Controlled agglomerates of nanospheres
Average particle size	1 μm
Sedimentation stability	3–5 min
Time of full magnetic separation	< 1 min**
Magnetization type	Superparamagnetic
Magnetization value	~40 emu/g
Storage conditions	2–8 °C
Transportation conditions	2–25 °C
Shelf life	24 months

* Can be supplied in any concentration (up to 200 mg/ml) on request

** Depends on the isolation conditions; magnetic rack is recommended

ExtraMag Amino Beads

RUO

for immobilization of proteins, peptides, carbohydrates, glycoproteins and glycolipids

ExtraMag Amino beads are amino functionalized magnetic particles designed for the immobilization of bioactive molecules for sample preparation, proteomics and immunoassay applications.

Application:

- Covalent binding of the ligands with carboxyl groups using carbodiimide as cross-linker
- Immobilization of proteins and peptides
- C-terminal coupling of peptides
- Covalent binding of aldehydes or ketones
- Covalent binding of carbohydrates, glycoproteins and glycolipids

Features:

- Superparamagnetic particles with high magnetization
- High density of amino groups on the surface
- Reduced nonspecific sorption
- Fast and simple protocols

Pack size, ml	REF	Price, € net
5	MB-EMA-5	20
10	MB-EMA-10	40
50	MB-EMA-50	150
100	MB-EMA-100	270



Specifications

Concentration	25 mg/ml*
Composition	$\gamma\text{-Fe}_2\text{O}_3\text{-SiO}_2\text{-NH}_2$
Surface functional groups	-NH_2
Concentration of functional groups	1.2 mmol/g
Bead type	Controlled agglomerates of nanospheres
Average particle size	1 μm
Sedimentation stability	3–5 min
Time of full magnetic separation	< 1 min**
Magnetization type	Superparamagnetic
Magnetization value	~40 emu/g
Storage conditions	2–8 °C
Transportation conditions	2–25 °C
Shelf life	24 months

* Can be supplied in any concentration (up to 200 mg/ml) on request

** Depends on the isolation conditions; magnetic rack is recommended

ExtraMag QuEChERS Sorbents

RUO

for sample preparation for pesticide residue analysis

Magnetic analogs of QuEChERS sorbents are designed for automated purification of food extracts for the subsequent analysis of pesticides, antibiotics and mycotoxins.

Application:

- QuEChERS sample preparation
- Automated QuEChERS sample preparation

Features:

- Possibility of process automatization
- Fast and easy sample preparation
- High purification ability


Product name	Surface functional groups	Target impurities	REF
ExrtaMag-PSA	Primary-secondary amine groups	Fatty acids, organic acids, some polar pigments and sugars	MB-QB-PSA
ExrtaMag-C18	Hydrophobic octadecyl alkyl groups	Hydrophobic substances such as fats	MB-QB-C18
ExrtaMag-C16	Hydrophobic hexadecyl alkyl groups	Hydrophobic substances such as fats	MB-QB-C16
ExrtaMag-Zircon	Zirconium dioxide	Increased amount of fats and colored compounds	MB-QB-ZR
ExrtaMag-Zircon-C18	Hydrophobic octadecyl alkyl groups and zirconium dioxide	Increased amount of fats and colored compounds	MB-QB-ZR-C18
ExrtaMag-GCB	Graphitized carbon black	Pigments (chlorophyll and carotenoids) and sterols	MB-QB-GCB
ExrtaMag-Dehydro	Silica	Water	MB-QB-DH

Price on request

2.0

DNA/RNA isolation kits

Magnetic beads based
kits for the extraction
of DNA or RNA



ExtraMag 1 DNA/RNA Isolation Kit
ExtraMag 2 DNA/RNA Isolation Kit
ExtraMag 3 DNA/RNA Isolation Kit

DNA/RNA isolation kits

IVD

€

ExtraMag magnetic beads based kits are designed for the extraction of DNA or RNA from clinical samples.

Application:

- DNA/RNA isolation for subsequent detection and identification of NA by PCR or RT-PCR, in particular for diagnostics of SARS-CoV-2 infection (see p.20)

Features:

- High degree of NA purification
- High NA output
- Fast and simple protocols

Product name	Regulation	REF	Price, € net
ExtraMag 1 kit	IVD	RK-EM1-I	175
	RUO	RK-EM1-R	135
ExtraMag 2 kit	IVD	RK-EM2-I	275
	RUO	RK-EM2-R	212
ExtraMag 3 kit	IVD	RK-EM3-I	245
	RUO	RK-EM3-R	189



Specifications

Intended purpose	DNA/RNA magnetic isolation and purification
Compatible products	SARS-CoV-2 real-time PCR detection kit SARS-CoV-2-Screen (see p.20)
Clinical material	Oropharyngeal swab, nasopharyngeal swab, sputum
NA extraction purity	$A_{260}/A_{280} \geq 1.7^*$
Storage conditions	2–8 °C
Transportation conditions	2–8 °C
Shelf life	12 months

* From 1.7 to 2.2 depending on the sample

ExtraMag 1



DNA/RNA Isolation Kit (manual)

Handling	For manual use	
Equipment	Magnetic racks	
Number of reactions	100 reactions	



ExtraMag 2



DNA/RNA Isolation Kit (automatic)

Handling	For automatic use	
Equipment	KingFisher Flex, Auto-Pure 96 (see p.26) or analogous	
Number of reactions	96 reactions	

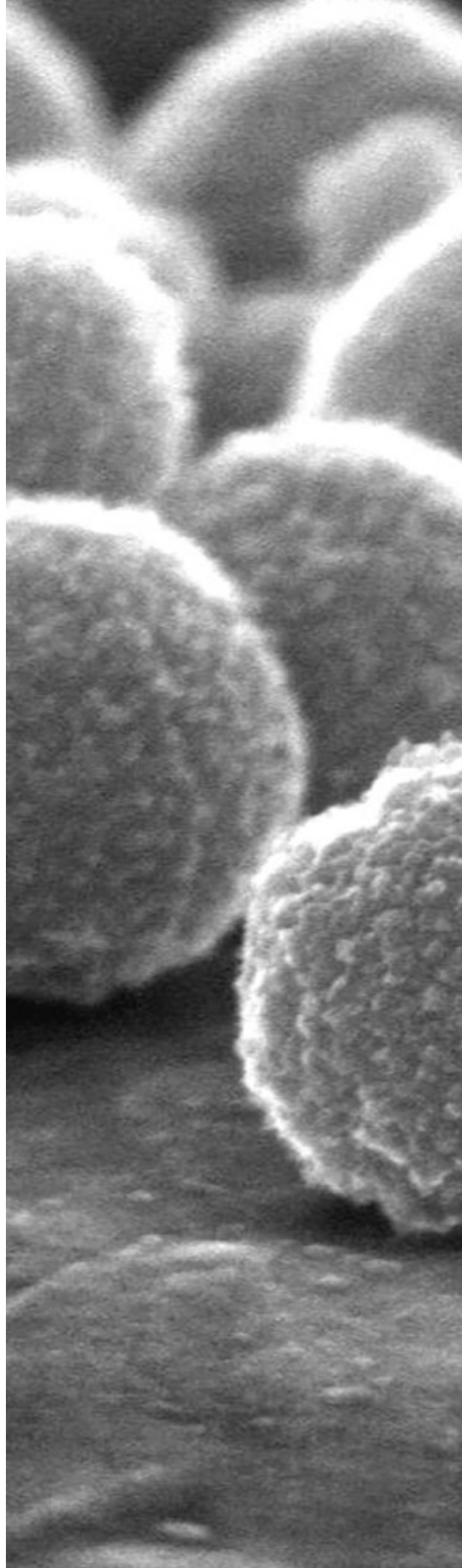


ExtraMag 3

DNA/RNA Isolation Kit (automatic)

Handling	For automatic use	
Equipment	Freedom EVO® series or analogous	
Number of reactions	96 reactions	

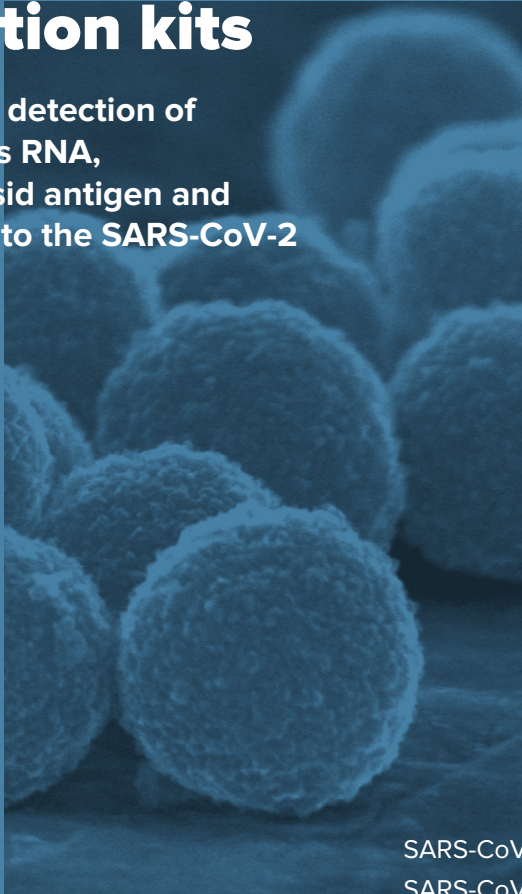




3.0

SARS-CoV-2 detection kits

Qualitative detection of
coronavirus RNA,
nucleocapsid antigen and
antibodies to the SARS-CoV-2



SARS-CoV-2-Screen Kit
SARS-CoV-2-ELISA-AG Kit
SARS-CoV-2-ELISA-NEU-Ab Kit

SARS-CoV-2-Screen

IVD

CE

SARS-CoV-2 Real-time PCR Detection Kit

SARS-CoV-2-Screen kit is intended for the qualitative detection of SARS-CoV-2 coronavirus RNA by RT-PCR in clinical samples (nasopharyngeal swab, oropharyngeal swab, sputum).

Application:

- Qualitative detection of SARS-CoV-2 coronavirus RNA in clinical samples

Features:

- Target analytes:
ORF1ab gene fragment of SARS-CoV-2 coronavirus,
S gene fragment of SARS-CoV-2 coronavirus

Regulation	REF	Price, € net
IVD	RK-SR-PCR-I	190
RUO	RK-SR-PCR-R	150



Specifications

Intended purpose	SARS-CoV-2 real-time PCR detection
Number of tests	96 tests
Technology	Reverse transcription polymerase chain reaction (RT-PCR) with real-time fluorescence detection; Qualitative assay
Equipment	CFX-96 (Bio-Rad), QuantStudio 5 (Thermo Fisher Scientific), Rotor Gene 3000, 6000 (Corbett Research), Rotor-Gene Q (QIAGEN), DTlight 4S1, DTprime, DT-96 (DNA-Technology), or analogous
Compatible DNA/RNA isolation kits	ExtraMag 1 kit, ExtraMag 2 kit, ExtraMag 3 kit (see p.17)
Clinical material	Nasopharyngeal swab, oropharyngeal swab, sputum
Analytical specificity	The potentially interfering substances do not interfere with the assay result*
Analytical sensitivity	5×10^2 copies of virus RNA (viral particles) per ml*
Diagnostic specificity	100% (95% CI: 86.3 ~ 100.0) *
Diagnostic sensitivity	100% (95% CI: 86.3 ~ 100.0) *
Reproducibility	The coefficient of variation does not exceed 2%*
Storage conditions	2–8 °C
Transportation conditions	2–8 °C*
Shelf life	12 months

* See the user manual for the details

SARS-CoV-2-ELISA-AG

IVD

CE

SARS-CoV-2 Nucleocapsid Protein Antigen Detection Kit

SARS-CoV-2-ELISA-AG kit is intended for the qualitative detection of SARS-CoV-2 nucleocapsid antigen by ELISA assay in nasopharyngeal and oropharyngeal swabs.

Application:

- Qualitative detection of SARS-CoV-2 nucleocapsid antigen by ELISA assay in clinical samples

Features:

- Target analyte: nucleocapsid (N) protein of SARS-CoV-2 coronavirus
- Fast and simple protocol

Regulation	REF	Price, € net
IVD	RK-SR-EAG-I	475
RUO	RK-SR-EAG-R	365



Specifications

Intended purpose	SARS-CoV-2 antigen detection
Number of tests	96 tests
Technology	Qualitative ELISA assay
Equipment	Microplate reader for absorbance measurement at 450 and at 620–700 nm
Clinical material	Nasopharyngeal and oropharyngeal swabs
Analytical specificity	The potentially interfering substances do not interfere with the assay result*
Limits of detection	5 pg/ml for PBS as transport medium 25 pg/ml for UTM® (COPAN Diagnostics Inc) as transport medium
Diagnostic specificity	99% (95% CI 95 % – 100%)*
Diagnostic sensitivity	98 % (95% CI 89% – 100%)*
Storage conditions	2–8 °C
Transportation conditions	2–8 °C*
Shelf life	12 months

* See the user manual for the details

SARS-CoV-2-ELISA-NEU-Ab

RUO

SARS-CoV-2 Neutralizing Antibodies Detection Kit

SARS-CoV-2-ELISA-NEU-Ab kit is intended for the qualitative detection of virus-neutralizing antibodies to the SARS-CoV-2 coronavirus by ELISA assay in serum and plasma samples.

Application:

- Qualitative detection of virus-neutralizing antibodies to the SARS-CoV-2 coronavirus by enzyme-linked immunosorbent assay (ELISA) in clinical samples

Features:

- Target analyte: virus-neutralizing antibodies to the SARS-CoV-2 coronavirus
- Fast and simple protocol

Regulation	REF	Price, € net
RUO	RK-SR-ENEU-R	On request



Specifications

Intended purpose	Detection of virus-neutralizing antibodies to the SARS-CoV-2
Number of tests	48 tests (fractional setting is possible)
Technology	Qualitative ELISA assay
Equipment	Microplate reader for absorbance measurement at 450 nm
Clinical material	Human serum, plasma
Limit of detection	25 IU/ml*
Reproducibility	The coefficient of variation does not exceed 8%*
Sample volume	15 µl*
Total incubation time	70 min*
Storage conditions	2–8 °C
Transportation conditions	2–8 °C*
Shelf life	9 months

* See the user manual for the details

4.0 Equipment

Auto-Pure96

Nucleic Acid Purification System

Auto-Pure96 is an automated system for isolation of DNA, RNA, proteins and cells from a wide range of sample materials, such as blood, cells and tissue samples.

Application:

- DNA/RNA automated isolation and purification
- Proteins and peptides automated isolation and purification
- Cells automated isolation

Features:

- High-throughput system: procession up to 96x1 ml samples
- Open source and flexible system
- Touchscreen interface and easy operation
- Protection against splashing and drying out of reagents
- Self-check start, power-off protection
- QR code identification for reagents
- Compatible with liquid processing systems and analogous automatic equipment

REF	Price, €
EQ-NAP-96	On request



Specifications

Manufacturer	Hangzhou Allsheng Instruments Co.,Ltd.
Capacity	Up to 96 samples
Process volume	50–1000 μ l
Compatible DNA/RNA isolation kits	ExtraMag 2 kit (see p.17)
Collection efficiency	> 95%
Magnetic rod number	96
Plate types	96 deepwell plate
Heating for lysis tube	Yes
Heating for elution tube	Yes
Pollution control	UV light
Backlight	Yes
Extension interface	4 standard USB ports, built-in SD card
Power supply	450W
Dimensions	560×620×500 mm
Weight	54 kg

Terms and Conditions

PRODUCT USAGE

All the products are for research and in vitro use only unless otherwise specified. These products have not been tested for agricultural, cosmetics, food or drug development use. All the products are for use by the purchaser only. Purchasers will need to sign a special agreement with MagnaLab for re-sale, distribution or any other commercial use of the products.

HOW TO ORDER

Orders are only accepted via company e-mail or phone. Send us an e-mail on info@magnalab.pl if you have any questions regarding our products.

PAYMENT TERMS


Prices are shown in euro (€) and are relevant for January 2021. The prices provided in this catalogue are not a public offer. The seller reserves the right to make any changes to these offers at any time without notice. This information shall not be construed as an offer made by the seller to any person. Actual offers are available upon request on info@magnalab.pl. The cost of VAT and shipping is not included. MagnaLab reserves the right to require 100% prepayment by bank transfer in EUR, USD or PLN on any order.

PRODUCT SHIPPING AND DELIVERY

Worldwide shipping is available via international delivery company.

COMPLAINTS

Complains regarding product quality will only be accepted as long as the product has a valid certificate of analysis. MagnaLab will require the customer to provide all the necessary information i.e. invoice or purchase order number, lot number, detailed problem description and evidences of the problem to accept the complaint.





Contact us

MagnaLab LLC

Ludwika Rydygiera Str. 8/4,
Warsaw 01-793, Poland,
+48 531 261 817

info@magnalab.pl
www.magnalab.pl



